



# blueprint

RECOGNIZING GOD'S DESIGN FOR  
HIS GLORY AMONG THE NATIONS





**LEADER'S GUIDE**



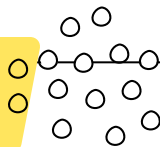
INTERNATIONAL MISSION BOARD



# Table of Contents

|   |    |
|---|----|
| 2   |    |
|    | 3  |
|   | 6  |
|  | 10 |
|  | 16 |
| 19  |    |

# Introduction



The Leader's Guide is designed to support four in-person sessions for facilitation of the online course [Blueprint: Recognizing God's Design for His Glory among the Nations](https://imb.org/blueprint-course) ([imb.org/blueprint-course](https://imb.org/blueprint-course)). Designed specifically for students, young adults, and NextGen leaders, the course walks through God's plan for the world and our part in it.

We recommend creating a dedicated cohort for your learners through the course [About](#) page, where you can set up a private cohort and invite participants to join. [Blueprint PowerPoint slide decks](https://imb.org/resources/blueprint/#slides) ([imb.org/resources/blueprint/#slides](https://imb.org/resources/blueprint/#slides)) are available to use during your in-person sessions to further support your gatherings. Encourage participants to complete the online lessons during the week leading up to your in-person session so that your time together can create richer discussion, deeper engagement, and a more meaningful learning experience.

**To publicize your course**, show [this video](https://vimeo.com/imbmissions/bp1) ([vimeo.com/imbmissions/bp1](https://vimeo.com/imbmissions/bp1)) to prospective NextGen learners to encourage them to join you for a study of **Blueprint: Recognizing God's Design for His Glory among the Nations**.

**Share** with prospective learners:

A **blueprint** is a plan or design that shows how something is meant to be built—like a map for building a house or a guide for putting together a big project. This course has been called “**Blueprint**” in the hope that it will help you see **God's plan** for the world and **your place** in it.

This course will have **three main lessons**:

1. GOD'S MISSION
2. GOD'S METHOD
3. GOD'S INVITATION


And then, we'll get together to consider **What's Next**.

Throughout the course, we will address **these questions**:

- + What is the story of the Bible?
- + Are there still people who haven't heard the message of the gospel?
- + How does God use His people to accomplish His purposes?

**Invite** prospective learners to participate: *“Join us as we address each of these questions and help you discover your role in God's mission.”*

- » Share details about when and where you will meet.
- » Print and cut copies of the double-sided course info card on pages 20–21 to provide more details about the course.
- » Provide the link to your cohort of the online course so that learners can work through the first lesson of the online course prior to your first meeting.



## LESSON 1

# God's Mission



### LESSON RECAP

Before starting the discussion questions, take a few minutes to review the main points of the lesson together. Summarize them in your own words and talk through them together so the group has a solid grasp of the lesson.

### WHAT IS GOD'S MISSION?

God's mission is His ultimate plan to display His glory by rescuing and redeeming people from every nation, so they can know Him, worship Him, and give Him honor and glory.\*

*\*God's glory is the display of His greatness, holiness, and divine power that inspires awe and worship.*

#### *The Big Story of the Bible*

The Bible is one coherent story of God's wonderful plan to save the world through Jesus Christ. It is the story of God redeeming people, through Jesus, for the display of His glory. Every part of God's Word points to Jesus Christ. He perfectly fulfilled everything written about Him in the Scriptures. God's story is revealed in four main acts: creation, fall, redemption, and restoration.

### WHAT IS THE SIZE OF GOD'S MISSION?

God's mission is vast—far greater than any one location, people group or moment in history. It is a global mission that spans continents, cultures, and generations. His redemptive purpose extends into every corner of the earth, breaking through barriers and borders with unmatched love, mercy, and grace.

Revelation 7:9-10 assures us that one day a great multitude from every nation, tribe, people, and tongue will worship before God's throne.

### WHY DOES MISSIONS EXIST?

God's glory describes who He is—His reputation and character combined with His actions in the world. All of these things are displayed around us and show how awesome, incredible, and amazing He is. When people recognize His glory, it stirs in them a desire to worship Him and give Him the praise He deserves.

John Piper famously said, "Missions exists because worship doesn't."<sup>\*</sup> God deserves the worship of everyone, so where worship is missing, the gospel, the good news of Jesus, is needed.

<sup>\*</sup>Quote pulled from John Piper, *Let the Nations Be Glad: The Supremacy of God in Missions* (Baker Academic, 2023), 3.

Jesus launched God's kingdom through His life, death, and resurrection. Yet until His promised return, God's mission continues. There are still places where God is not known or worshiped—where people live and die without ever hearing the gospel.



## DISCUSSION QUESTIONS

Lead your learners to read the verses and discuss the corresponding questions.

### READ GENESIS 12:1-3.

- + In what ways does God's promise to bless "all peoples on earth" reflect His heart for the nations?
- + How does this passage connect to the big story of the Bible?

### READ MATTHEW 28:18-20.

- + According to this passage, what is God's desire for all people and nations?
- + What does this passage say about God's plan to work through His people to carry out His mission?

### READ REVELATION 21:1-4.

- + In this passage, we see the completion of God's mission that began in Genesis. Where do you notice that connection?
- + What does this passage tell us about God's character?



## ACTIVITIES

Select one or more of the activities below to use with your group.

### **Activity 1: Explore the four acts in the big story of the Bible.**

- » Divide the learners into small groups. Assign each group one of the following:

#### **CREATION**

»» Key Passage: Genesis 1-2

#### **FALL**

»» Key Passages: Genesis 3; Isaiah 59:2

#### **REDEMPTION**

»» Key Passages: John 1:29; 3:16; Acts 2:22-23; 10:36-43; Romans 6:23

#### **RESTORATION**

»» Key Passage: Revelation 21-22

- » Have each group read their key passage(s).
- » Ask them to work together to explain how their passage(s) connects to the big story of the Bible.

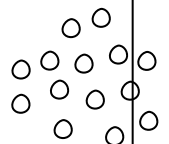
- » Instruct them to record a short video that summarizes how their “act” connects to the big story.
- » Have each group share their video with the whole group.


### **Activity 2: Review each act in the big story of the Bible.**

- » Distribute the template found on page 22.
- » Encourage learners to work in small groups to complete the main idea of each act.
- » Invite them to use the template as a guide for telling the big story of the Bible.

### **Activity 3: Learn about and pray for unreached and unengaged people groups.**

- » Display a world map.
- » Ask pairs of learners to use [this site to explore unreached and unengaged people groups \(peoplegroups.org\)](https://peoplegroups.org).
- » Have each pair of participants write down the name of the people group they learned about and a few facts about that people group on a sticky note.
- » Direct learners to place their sticky notes on the area of the world where their people group is found.
- » Share some statistics about lostness [from this page \(imb.org/people-and-places\)](https://imb.org/people-and-places) with your learners.
- » Spend time in prayer for the lost.





## LESSON 2

# God's Method



### LESSON RECAP

Before starting the discussion questions, take a few minutes to review the main points of the lesson together. Summarize them in your own words and talk through them together so the group has a solid grasp of the lesson.

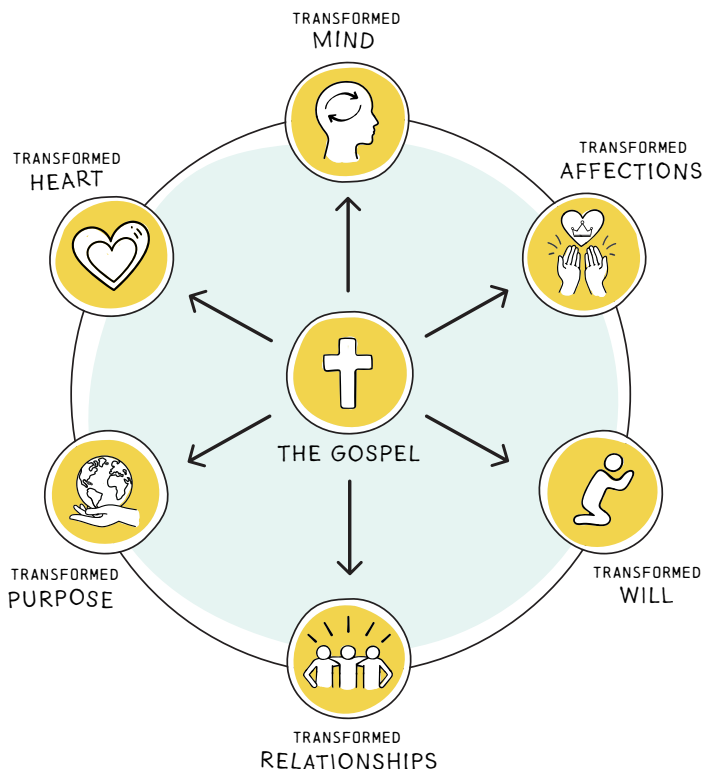
### HOW DOES GOD ACCOMPLISH HIS MISSION?

God accomplishes His mission through Jesus Christ and through His people—empowered by the Holy Spirit. Christ has commissioned His people, through local churches, to proclaim the gospel and establish churches among every nation and all peoples. This mission is carried out most effectively when churches do this together.

### WHAT IS A DISCIPLE + WHAT DO THEY DO?

"Disciples are followers of Jesus. Having been brought from death to life, disciples are new creations who now live as servants of the King and heirs of His kingdom. Empowered by the Holy Spirit, they grow in holiness as God gradually transforms them into the image of Christ from one degree of glory to another." (*Foundations*, p. 73)

Disciples gather into local churches, pursue holiness, and make other disciples. Discipleship is life-on-life. It's a journey with Jesus and with others. God gave us everything we need for discipleship: His Word, His Spirit, and His people.



## WHAT IS A CHURCH + WHAT DOES IT DO?

One way the Bible uses the word "church" refers to the **universal Church**, the entire community of believers in Jesus from all places and from all times.

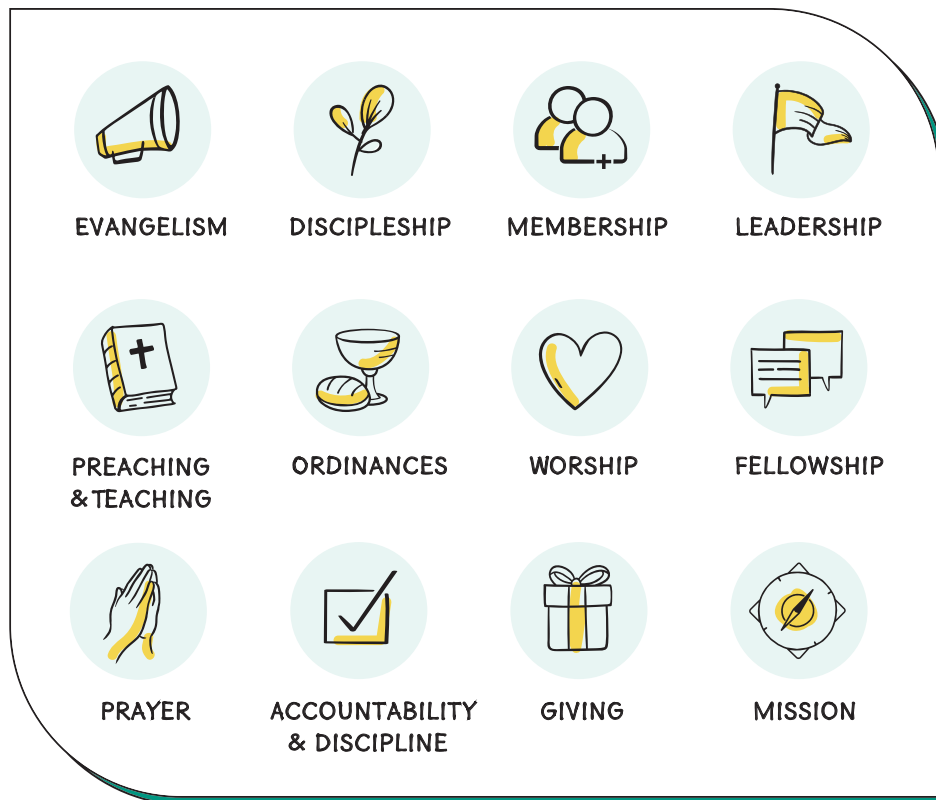
The Bible also uses the word "church" to talk about a specific group of believers—a **local church**. A church "is an autonomous local congregation of baptized believers, associated by covenant in the faith and fellowship of the gospel; observing the two ordinances of Christ, governed by His laws, exercising the gifts, rights, and privileges invested in them by His Word, and seeking to extend the gospel to the ends of the earth ... In such a congregation, each member is responsible and accountable to Christ as Lord. Its two scriptural offices are that of a pastor/elder/overseer and deacon" (*Baptist Faith and Message 2000*).

The Church exists to glorify God and to make disciples of all nations (see Matthew 28:16–20). The mission is carried out tangibly through local congregations, where God works in and through His people to accomplish His mission.

The local church has several key responsibilities:

- + **Teach truth and call out what's false** (see Titus 1:9).
- + **Equip believers to grow, serve, and share the gospel** (see Ephesians 4:12).
- + **Care for each other and meet real needs in the community** (see Matthew 25:35–40; Romans 12:13; Galatians 6:2).

The 12 Characteristics of a Healthy Church include the following:





Being part of a local church is essential for growing as a disciple of Jesus—it's where you learn to live out your faith through God's Word, His Spirit, and your relationships with others. Within your church family, you discover your unique gifts, practice sharing the gospel, and help others follow Jesus. It's also where you're equipped and sent out on mission, with your pastor and community helping you discern your calling and affirming God's work in your life. Even as you go, your church continues to support you spiritually, emotionally, and practically, making it not just a place of growth but also a launching point for God's mission.

It is through healthy local churches that people meet Jesus, grow in their faith, and join His mission around the world.

### WHAT IS A MISSIONARY + WHAT DO THEY DO?

A missionary is a disciple of Jesus, set apart by the Holy Spirit and sent out from the church, who crosses geographic, cultural, or linguistic barriers to make disciples for Jesus and multiply churches where Jesus is not yet known.



### DISCUSSION QUESTIONS

Lead your learners to read the verses and discuss the corresponding questions.

#### READ 2 CORINTHIANS 3:18.

- + What does it mean to "behold the glory of the Lord"? How is this different from simply knowing about God?
- + In what ways do the things we focus on daily shape who we are becoming—both spiritually and emotionally?
- + When we talk about transformation, what does that look like in the life of a disciple?

#### READ 2 CORINTHIANS 5:14-20.

- + When Paul says Christ's love controls us, what does that look like in practice? In what ways does that differ from obligation or guilt-based motivation?
- + How does our new identity in Christ equip or move us to be part of God's mission?
- + What does it say about God's heart that He entrusts us with His gospel? What responsibility comes with that?

#### READ EPHESIANS 4:17-24.

- + What role does repentance play in gospel transformation? How does the gospel confront our desires?
- + Why is renewing the mind central to real transformation? How does the gospel begin this renewal?



## ACTIVITIES

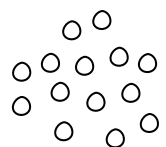
Select one or more of the activities below to use with your group.

### Activity 1: Practice evangelism.

- » Ensure your learners understand the gospel and feel confident explaining it.
- » Equip them with a practical tool or framework for sharing the gospel.
- » Form a small group of three or four learners to practice sharing the gospel with one another.
- » Provide these small groups with opportunities to go into the community and actively share the gospel with those who are lost.
- » You may find [this Sway resource \(imb.org/what-is-evangelism\)](http://imb.org/what-is-evangelism) helpful in supporting their growth and effectiveness in sharing the gospel.

### Activity 2: Explain God's method.

- » Divide learners into four small groups, assigning each group one of these four questions:
  - + How does God accomplish His mission?
  - + What is a disciple, and what do they do?
  - + What is a church, and what does it do?
  - + What is a missionary, and what do they do?
- » Give each group:
  - + A large sheet of paper or poster board
  - + Markers, magazines for cutting, glue sticks, etc.
- » Ask them to create a collage or visual representation of their assigned topic (using words, images, or drawings).
- » After 15–20 minutes, have each group present their visual and explain how it connects to the overall mission of God.





## LESSON 3

# God's Invitation



### LESSON RECAP

Before starting the discussion questions, take a few minutes to review the main points of the lesson together. Summarize them in your own words and talk through them together so the group has a solid grasp of the lesson.

### WHAT IS THE INVITATION?

As we've already seen, God has chosen to work through His people to accomplish His purposes. His mission is still going, and He still invites us to join in it.

Scripture is clear: lost people need to hear the gospel, turn from their sin and rebellion, and believe in Jesus to be saved (see Romans 10:14).

So we, as the Church, must respond to Christ's commission by sending Christ followers—through local churches—to share the gospel with the lost all over the world and make disciples for His glory.

### WHAT IS THE MISSIONARY TASK + HOW CAN WE PARTICIPATE?

The *missionary task* is the term we use to explain the mission of the Church—to glorify God by making disciples of all nations, tribes, people, and languages. We consider this mission to be made up of one task with six components: **entry, evangelism, discipleship, healthy church formation, leadership development, and exit to partnership.**

Prayer isn't a separate component of the missionary task because **it's an essential element in every part.**

**Let's look at each component.**



#### ENTRY

To carry out the missionary task, we as the Church need to first gain access to people groups who have yet to hear the gospel. This begins with identifying where they are through intentional research and then moving toward them with a trusted presence and identity. From there, God's people communicate the gospel effectively and biblically, with an understanding of their language and culture.



#### EVANGELISM

From the New Testament, it is clear that ordinary Christians regularly shared the gospel wherever they went (see Acts 8:4). They knew and believed that lost people only come to faith in Jesus through the gospel message (see

Romans 10:9-17). Like the early Church, we also must embrace the responsibility to share the good news, train others to proclaim the gospel faithfully, and pray for the Holy Spirit to change lives.



### DISCIPLESHIP

Once someone comes to know Jesus as Lord and Savior, they should immediately receive biblical training through discipleship and be encouraged to share the gospel with others. The best training is relational and done within the local church, focusing on God's Word and aiming to make disciples whose lives are completely transformed (see Titus 2:11-13).



### HEALTHY CHURCH FORMATION

As we strive to disciple new believers, we are committed to planting healthy churches that multiply. We seek to teach and encourage church leaders to regard the **12 Characteristics of a Healthy Church** (refer to the graphic on page 7) as essential for church health.

That does not mean establishing healthy biblical churches is easy. In areas where believers are persecuted, new disciples are often reluctant to meet together until trust is established. There are even false believers who may betray Christ followers and turn them into the authorities. Nevertheless, as the universal Church, we continue to prioritize forming healthy, reproducing local churches while also strengthening existing churches—growing the body of Christ into greater health.



### LEADERSHIP DEVELOPMENT

Leadership development includes developing pastors and overseers, but it also includes developing all kinds of leaders for ministry in the local church and beyond.

Within the local church, disciples train and equip faithful, biblically qualified church leaders who model the character of Christ, faithfully teach the Bible and sound doctrine, and shepherd and lead the church well. In essence, a church leader is to be an exemplary disciple of Jesus. Therefore, leadership training flows out of basic discipleship.

As we develop local church leaders, we look to the clear qualifications in Scripture. "We believe both men and women have vital roles in the ministry of the church. However, the role of pastor/elder/overseer is exclusively assigned to men in the church and not to women (1 Timothy 2:11-12) ... We strongly affirm that women must be evangelized, disciplined, fully incorporated into the church, and developed appropriately as leaders" (*Foundations*, p. 116).

Specific pastoral qualifications may be broken down into three categories: what the leader must **BE (his character)**, what the leader must **KNOW (his knowledge)**, and what the leader must **DO (his skills/practices/habits)**.



### EXIT TO PARTNERSHIP

The missionary task includes partnering with both established and newly planted churches. These churches intentionally move toward the lost, engage the places where they live, and send out missionaries to the nations. Healthy interdependence strengthens churches, helping them grow both spiritually and numerically. As part of this task, it's vital to equip, then entrust, national leaders with the responsibility of leading churches toward biblical health.

After a missionary's full-time presence is no longer needed, they follow the example of the apostles—continuing to pray for, care for, and advise the newer churches. They do not abandon their brothers and sisters in Christ. Rather, they enter into a new phase of partnership with these churches, pressing on together to complete the Great Commission both near and far.

Because prayer and abiding in Christ are central to the missionary task, they are not separate components but essential elements through every part.

### HOW WILL YOU RESPOND TO GOD'S INVITATION?

From an overflow of encountering God's holiness and experiencing His forgiveness, the prophet Isaiah boldly responds to God's invitation in Isaiah 6—"Send me!"

Saying "yes" to God's mission can feel risky—it often means stepping into the unknown and trusting Him in ways we've never had to before. But God never calls us without also going with us. And the delight of living for God's glory outweighs any suffering we may experience. Scripture reminds us that what we gain in Christ far exceeds what we lose for Him (see Romans 8:18).



### DISCUSSION QUESTIONS

Lead your learners to read the verses and discuss the corresponding questions.

#### READ ACTS 20.

- + Which components of the missionary task do you see in this chapter of Acts (either referred to or carried out)?

#### READ ROMANS 10:1.

- + Reflect on a time when you heard the gospel and finally understood it. What was your response?
- + Consider a time when you shared the gospel with someone. What was their response?

**READ 1 PETER 3:15.**

- + Who in your life needs to hear the gospel?
- + What practical steps can you take next week to share it with them?
- + What do you need to do to refresh your gospel-sharing skills? Who can you ask to help you with that?



## ACTIVITIES

Select one or more of the activities below to use with your group.

### Activity 1: Learn about the components of the missionary task.

- » Divide the learners into small groups.
- » Give each group one set of six index cards, with one component of the missionary task written on each card.
  - + Include a few blank cards and a marker for additional notes or symbols.
- » Provide the handout found on page 23.
- » Ask the groups to:
  - + Read the verses related to each component.
  - + Discuss each component and reflect on how they have personally engaged in it or seen someone else engage in it.
  - + Consider how the components are connected. *Do they always happen in the order shown in the graphic? Why or why not?*
  - + Arrange their cards to visually display how they view the components being carried out by the local church. *Use the blank cards to add arrows, plus signs, or symbols to represent how the components work together.*

### Activity 2: Practice entry with your group.

In entry, mapping helps missionaries understand the area where they live and work. Mapping involves observing an area, gaining insight into that location, and then recording your observations. Try it out.

- » Select an area outside of your own neighborhood.
  - + Observe the area.
  - + Note areas where people gather (schools, parks, community centers, ball fields, etc.).
  - + Look for evidence of different cultures (specialty grocery stores, signs in another language, etc.).
  - + Indicate any places of worship.
  - + Note any needs you see in the area.
  - + Record your observations.
  - + Take time to pray about what God has shown you through this activity.

**NOTE:** If going out as a group is not feasible, select a portion of an online map that shows points of interest. Display it on a large screen and complete the observation activity as a group using the online map selection.

### **Activity 3: Encourage learners to reflect on the spiritual disciplines below.**

Consider and discuss which disciplines your learners are already embracing and where they might need to focus more attention to grow in their faith.

#### **CONSISTENT BIBLE STUDY**

»» 2 Timothy 3:16-17

We must make time each day to read and study God's Word, allowing it to transform our minds and hearts. This means setting aside a dedicated time for personal Bible study, while also engaging in group Bible studies with other believers.

#### **PRAYER**

»» 1 Thessalonians 5:17

We must develop a consistent prayer life, communicating with God throughout our day and seeking His guidance and strength in all things. This means setting aside time for both personal and corporate prayer—and being intentional about praying for others as well.

#### **FELLOWSHIP WITH CHRIST FOLLOWERS**

»» Hebrews 10:24-25

We must actively seek out and engage in fellowship with other Christ followers. This means getting involved in a local church, participating in campus ministries, and cultivating relationships with believers who can encourage and support us in our faith.

#### **SERVING OTHERS**

»» Galatians 5:13

We must look for opportunities to serve others, both within our Christian community and in the wider world. This means using our gifts and talents to bless others and being willing to put others' needs before our own.

#### **ACCOUNTABILITY**

»» Proverbs 27:17

We must surround ourselves with Christ followers who can hold us accountable in our spiritual growth and help us stay on track. This means being open and honest about both our struggles and victories while being willing to listen to the wisdom and guidance of others.

#### **WORSHIP**

»» Psalm 95:6-7

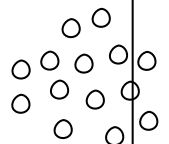
We must make time for regular worship, both in corporate settings and in our personal lives. This means attending worship services, singing praises to God, and cultivating a heart of worship in all that we do.

#### Activity 4: Engage with the missionary task.


- » Show the video below so learners can see believers engaged in each component of the missionary task. You can also visit [vimeo.com/imbmissions/bpshorts5](https://vimeo.com/imbmissions/bpshorts5) to access this video.



- » Talk through each component.
- » Ask learners to consider ways they could engage in the components.







# What's Next?



## NEXT STEPS

Thank you for guiding your learners through this course on missions. Encourage your participants to begin discussing their desire to participate in God's mission with their pastor first, so their local church can walk alongside and support them in their journey. Then point learners to their **IMB NextGen contact** ([imb.org/students/recruiters](http://imb.org/students/recruiters)) where they live, who can help them explore ways to meaningfully engage in missions and talk through next steps with the IMB.



## DISCUSSION QUESTIONS

Lead your learners to discuss the following questions.

- + Share one way you learned more about God's heart for the nations through this course.
- + How did your view of missions change?
- + What challenged or surprised you the most in what you learned?
- + What have you learned about your role in God's mission?
- + How has this course affected the way you pray?
- + How has learning about missions impacted your generosity?
- + How did the course help you to be honest about potential barriers in your life?
- + In what ways has the course caused you to look at your campus, workplace, or neighborhood differently?
- + What are some ways you plan to engage in the missionary task?
- + What steps do you feel God is asking you to take in His mission? How will you follow through on them?



## ACTIVITIES

Select one or more of the activities below to use with your group.

### Activity 1: Consider what's next.

- » Create four stations around the room for participants to explore how they can pray, give, go, and learn.
- » In each station, provide concrete next steps that individuals can take to get involved in missions.
- » Have a host at each station to interact with the learners.

Here are some ideas for each station to get you started:

**PRAY:**

- » Make [this prayer guide \(imb.org/loving-the-lost\)](http://imb.org/loving-the-lost) available.
- » Allow participants to sign up to join a weekly or monthly prayer group focused on the missionary task.

**GIVE:**

- » Share how your learners' generosity impacts lostness. Make a QR code available for participants to give to your church's missions ministry.

**GO:**

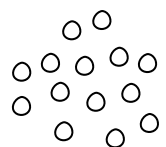
- » Provide information about upcoming trips and allow participants to learn more and/or sign up.

**LEARN:**

- » Invite learners to lead others through this course.
- » Let participants know about other discipleship opportunities in your church and/or share with them the IMB's [library of online courses \(imb.pathwright.com/library\)](http://imb.pathwright.com/library).

**Activity 2: Host a missionary panel.**

- » Invite missionaries to join your group.
  - + If possible, include missionaries from your local church/area and those of various ages who have served different lengths/terms in ministry.
  - + If you need help connecting with a missionary, use [this form \(imb.org/speaker-request\)](http://imb.org/speaker-request) to request one from IMB.
  - + Ask the missionary about any security concerns or information that should not be shared publicly. For security reasons, be sure to share only the information the missionary has approved.
- » Interview the missionaries with questions you've prepared (and shared with them) in advance. These sample questions will get you started:
  - + Tell us about where you serve.
  - + Tell us about your ministry.
  - + Tell us about your family.
  - + What is the language you are learning?
  - + What is an interesting fact about where you live?
  - + What is your favorite thing about the place where you live?
  - + What is your favorite thing about the people you serve among?
  - + What is your favorite food in the region where you serve?
  - + What does your involvement in the missionary task look like where you serve?
    - » *What did/does entry, the first component of the missionary task, look like?*
    - » *What evangelism tools do you use?*
    - » *What does it look like to disciple new believers in your context?*



- » *What does church look like for you?*
- » *How are you able to engage in leadership development?*
- » *Do you have a plan for exit to partnership?*
- + How did you know that God was calling you to serve in international missions?
- + What is one thing you wish someone had told you before you moved to where you are serving?
- + What was your biggest obstacle to overcome in surrendering to international missions?
- + Tell us about one person who has impacted you during your time overseas.
- + What is one thing you've learned about God while serving in your context?
- + Was there a season where fear or anxiety was a real part of your life? If so, could you tell us about it?
- + Tell us a story of where fear was present, but God brought joy or good things out of it.
- + What was your major in college? How have you been able to use it overseas?
- + What is one thing you would tell students about going?
- + Why should students engage in international missions?
- + What is the IMB?
- + What are some opportunities for students with the IMB?
- + Why would you encourage students to go on a short-term trip with the IMB?
- + What is an interesting fact about the IMB?
- + How did your parents react when they learned you were planning to move overseas?
- + How can we pray for you?
- » At the end, allow participants to ask additional questions.

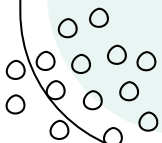
### **Activity 3: Plan a missions worship night.**

- » Refer to or print the handout on pages 24–27 for details on how to plan this event for your group.

# Appendix

## Items

COURSE INFO CARD  
THE BIG STORY  
THE MISSIONARY TASK  
HOW TO HOST A MISSIONS NIGHT

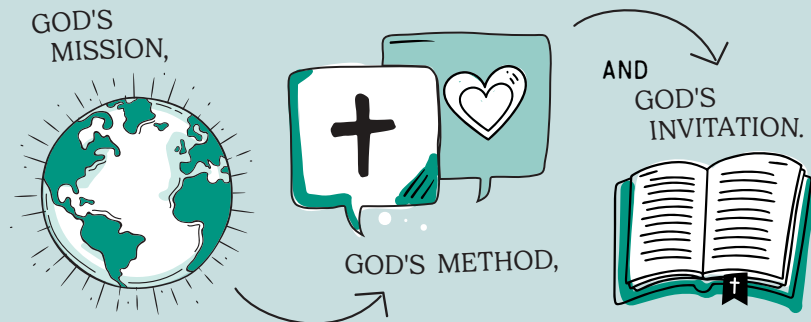


# blueprint:

RECOGNIZING GOD'S DESIGN FOR HIS GLORY AMONG THE NATIONS!

»» Understand God's plan for the world and learn how you can join Him in His work globally.

THIS COURSE INCLUDES **THREE MAIN SECTIONS** ON:



A NEW online course by the IMB for students, young adults, and NextGen leaders.

## WHAT YOU'LL LEARN & EXPLORE:

- + What is the story of the Bible?
- + Are there still people who haven't heard the message of the gospel?
- + How does God use His people to accomplish His purposes?

MORE DETAILS >>

# blueprint:

RECOGNIZING GOD'S DESIGN FOR HIS GLORY AMONG THE NATIONS!

»» Understand God's plan for the world and learn how you can join Him in His work globally.

THIS COURSE INCLUDES **THREE MAIN SECTIONS** ON:



A NEW online course by the IMB for students, young adults, and NextGen leaders.

## WHAT YOU'LL LEARN & EXPLORE:

- + What is the story of the Bible?
- + Are there still people who haven't heard the message of the gospel?
- + How does God use His people to accomplish His purposes?

MORE DETAILS >>

## blueprint: RECOGNIZING GOD'S DESIGN FOR HIS GLORY AMONG THE NATIONS!



- + Engage in three 30-minute lessons guided by short teaching videos.
- + Work through the content independently or with a group.
- + Receive free, unlimited access once you register.



IMB.ORG/NEXTGEN

## blueprint: RECOGNIZING GOD'S DESIGN FOR HIS GLORY AMONG THE NATIONS!



- + Engage in three 30-minute lessons guided by short teaching videos.
- + Work through the content independently or with a group.
- + Receive free, unlimited access once you register.



IMB.ORG/NEXTGEN

# The Big Story

The Bible is one coherent story of God's wonderful plan to save the world through Jesus Christ. It is the story of God redeeming people, through Jesus, for the display of His glory. Every part of God's Word points to Jesus Christ. He perfectly fulfilled everything written about Him in the Scriptures. God's story is revealed in four main acts: creation, fall, redemption, and restoration. **Add the main idea of each act below. Then, use this framework to share the big story of the Bible with others.**



## CREATION

MAIN IDEA:


KEY PASSAGE: GENESIS 1-2



## FALL

MAIN IDEA:

KEY PASSAGES: GENESIS 3; ISAIAH 59:2



## REDEMPTION

MAIN IDEA:

KEY PASSAGES: JOHN 1:29; 3:16;  
ACTS 2:22-23; 10:36-43; ROMANS 6:23



## RESTORATION

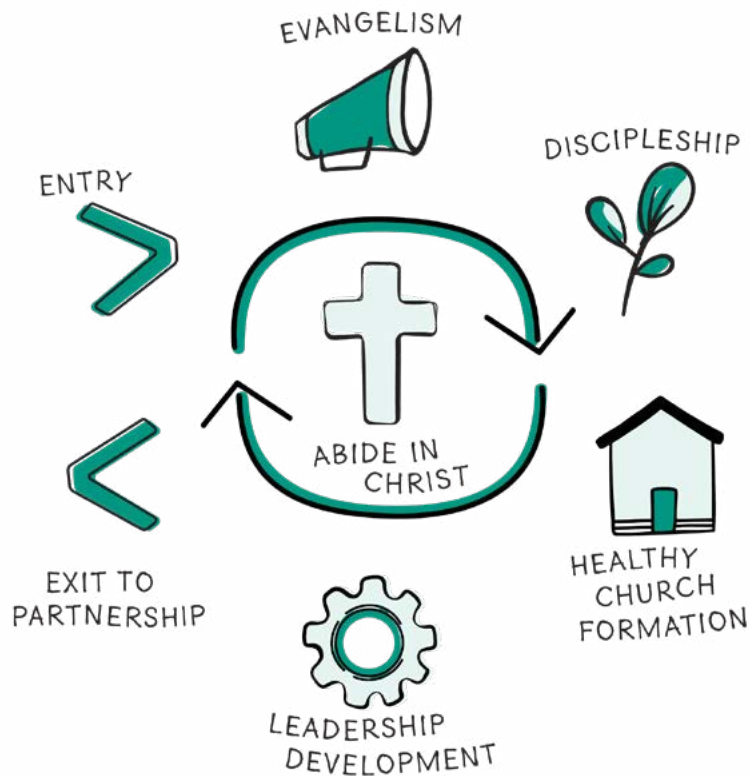
MAIN IDEA:

KEY PASSAGE: REVELATION 21-22

# The Missionary Task

The *missionary task* is the term we use to explain the mission of the Church—to glorify God by making disciples of all nations, tribes, people, and languages. We consider this mission to be made up of **one task with six components**.

Refer to the box below for the brief descriptions of each component and its supporting Scripture.



## ENTRY

Engaging the unreached with the gospel

+ MATTHEW 28:16–20; ACTS 1:8;  
ROMANS 10:14–17; 1 CORINTHIANS  
14:6–19

## EVANGELISM

Proclamation: Sharing the gospel clearly

+ ACTS 8:4–8, 26–40; 11:20–21; 14:1;  
19:8–10

## DISCIPLESHIP

Discipling new believers

+ LUKE 6:40; 15:1–17; EPHESIANS 4:1–16;  
COLOSSIANS 1:28–29

## HEALTHY CHURCH FORMATION

Planting and strengthening healthy churches

+ ACTS 2:42–47; 14:21–28; 1 CORINTHIANS  
12:1–31; 1 TIMOTHY 3:15

## LEADERSHIP DEVELOPMENT

Training ministry leaders for those churches and beyond

+ ACTS 6:1–7; 1 TIMOTHY 3:1–13;  
TITUS 1:5–9; JAMES 5:13–20

## EXIT TO PARTNERSHIP

Partnering with new churches to advance to other places and people groups who need the gospel

+ ACTS 1:8; ROMANS 15:14–29



You may notice that prayer isn't one of the components. That's because **prayer is an essential element in every part of the missionary task**.



# How to Host a Missions Night

## INTRODUCTION:

Use this guide to host a worshipful Missions Night for your church. This event is designed to cast vision, create awareness for the millions of unreached people in the world, celebrate how God is advancing His kingdom, and encourage members to take their next step in missions.

## PREPARE:

Learn more about the International Mission Board (IMB) and discover how to pray, give, go, and send to one of the most unreached people groups in the world. The following resources and steps will help guide your planning:

- a. **IMB - Who We Are** ([imb.org/who-we-are](http://imb.org/who-we-are))
- b. **Unreached People Groups** ([peoplegroups.org](http://peoplegroups.org))

## PLAN:

1. **Schedule** a date and time for your event. Generally, plan to set aside 45 minutes to 1 hour for worship and 45 minutes to 1 hour for snacks or a meal and the mini-missions fair.
2. **Reserve** space(s) with adequate room for worship and a mini-missions fair (display tables).
3. **Recruit** volunteers to assist with event preparation and execution. Volunteers may help prepare and serve food, provide worship music, lead prayer, read Scripture, share about missions, provide AV support, and set up and decorate tables.
4. **Invite** a missionary to join you in-person or through a video call. Ask the missionary about any security concerns or information that should not be shared publicly. Offer to provide interview questions in advance if desired. If you need help finding a missionary, you can [request a missionary speaker](http://imb.org/speaker-request) ([imb.org/speaker-request](http://imb.org/speaker-request)) by contacting the IMB.
5. **Prepare** slides and response cards if needed.
6. **Arrange** food for the event (a meal or snack). Consider including international or ethnic food options. Explore local ethnic restaurants and grocery stores for ideas.
7. **Order** [free or low-cost IMB materials](http://store.imb.org) ([store.imb.org](http://store.imb.org)) to use for your event.
8. **Publicize** your event.

**9. Set up** a mini-missions fair. Use individual tables to highlight photos and items that represent each of the topics below. Each table should include a “call to action”—a clear, simple way for people to take action and participate in missions:

» **Past mission trips your church has participated in**

**CALL TO ACTION:**

*Talk to someone who participated in the trip and ask them how it impacted their life.*

» **Future mission trips you’re planning**

**CALL TO ACTION:**

*Sign up for a trip or express interest. See summer mission trips for students [here](https://imb.org/students/summer-trips). ([imb.org/students/summer-trips](https://imb.org/students/summer-trips))*

» **School break (winter/spring) mission opportunities**

**CALL TO ACTION:**

*Sign up for a mission opportunity or express interest.*

» **Local mission opportunities**

**CALL TO ACTION:**

*Sign up for a local mission opportunity or express interest.*

**NOTE:** Plan at least one clear pathway for church members to take their next step:

- » Organize a straightforward way for students and church members to sign up for each of the upcoming mission opportunities or express interest.
- » Determine specific next steps your students and church members can take to grow in missions participation.

**HOST:**

**Allow** time before and/or after worship for participants to visit the mini-missions fair, interact with others, and enjoy the food provided.

**Worship:**

- » **Songs:** Choose two from the suggestions below or other missional songs. (6–7 minutes)
- » **Welcome and Introduction:** Invite a student leader or intern to welcome participants. (2 minutes)
- » **Video:** Select a video from the [IMB Vimeo account \(vimeo.com/imbmissions\)](https://vimeo.com/imbmissions). (2–5 minutes)
- » **Student Testimony:** Ask at least one student who served on a “school break” trip, participated in a summer missions trip, or completed an IMB Missions Residency to share their testimony with the church. **Optional:** Include photos from their trip. (3–6 minutes)
- » **Missionary Interview:** Ask a missionary (in person or through a video call) to share about their lives, their ministry, and the why and how they need students to partner with them. For security reasons, be sure to share only the information the missionary has approved. (10 minutes)
- » **Scripture Reading and Individual Prayer** (5 minutes)
  - + Provide instructions to let participants know what to expect.
  - + Display a Bible verse(s) on screen.
  - + Have a student (assigned in advance) read the Scripture verse(s). Then, ask all participants to pray silently in their seats.

- + Show the next Bible verse(s) on screen.
- + Ask a different student (assigned in advance) to read the Scripture verse(s). Then, ask all participants to pray silently in their seats.
- + Repeat with additional verses.
- + Close with a leader praying aloud.

» **Call to Action** (10 minutes)

- + Share a short message by using one of the passages or Bible stories listed below to challenge students to go.
- + Encourage students to give a school break, summer, semester, and/or two years after school to God through missions. Encourage adults to volunteer alongside students on breaks or summer opportunities.
- + Challenge participants to live missionally in their community where God has currently placed them.
- + Ask participants to start praying about where God may be calling them.
- + Inspire participants to take their next step in missions by beginning to prepare now. Those next steps may include:

- ✓ *I will begin praying about how God wants me to engage in missions.*
- ✓ *I will pray regularly for the lost in a particular place.*
- ✓ *I will give generously to missions.*
- ✓ *I want to sign up for a local missions trip.*
- ✓ *I want to sign up for an international missions trip.*
- ✓ *I want to meet with a church leader to discuss options for missions.*
- ✓ *I want to connect with an IMB team member to learn more about going.*

**NOTE:** If you have prepared response cards or QR codes, distribute them at this time. Give students time to prayerfully consider and indicate their response on the card. Encourage them to place the cards in a designated spot during the final song.

» **Video and Song:** Select one from the [IMB Vimeo account \(vimeo.com/imbmissions\)](https://vimeo.com/imbmissions). (5 minutes)

» **Closing Prayer:** Pray specifically for the students and adults to follow through on their commitments. (2 minutes)

## HOW TO HOST A MISSIONS NIGHT

### Suggestions:

#### WORSHIP MUSIC:

"Follow You Anywhere" — **Passion**

"Set a Fire" — **United Pursuit**

"Send Me Out" — **Steve Fee**

"God of This City" — **Chris Tomlin**

"In Christ Alone" — **Keith and Kristyn Getty**

"Build Your Kingdom Here" — **Rend Collective**

"All the Poor and Powerless" — **All Sons  
& Daughters**

"Waymaker" — **Leeland**

"Until the Whole World Hears" — **Casting Crowns**

"King of My Heart" — **John Mark McMillian**

"The Commission" — **CAIN**

"One Pure and Holy Passion" — **Shane and Shane**

"The King is Coming" — **Red Rocks Worship**

"Abide" — **Worship Initiative**

"Christ Is Mine Forevermore" — **CityAlight**

"There Is One Gospel" — **CityAlight**

#### SCRIPTURE:

Matthew 28:18-20

Revelation 7:9

John 3:16

Acts 1:8

Acts 13:47

Mark 16:15

Romans 10:13-15

Matthew 24:14

Psalms 96:3

Isaiah 6:8

Isaiah 52:7

John 20:21

Jeremiah 1:7-8

#### STORIES AND PEOPLE IN THE BIBLE TO SHARE ABOUT:

The Woman at the Well



Paul



Peter



Abraham



Ethiopian Eunuch

#### IMB RESOURCES:

**Global Peoples and Regions Quick Links**

([imb.org/people-and-places](http://imb.org/people-and-places))

**NextGen Missions Guide**

([store.imb.org/nextgen-guide](http://store.imb.org/nextgen-guide))

**Global Impact Review**

([store.imb.org/impact-review](http://store.imb.org/impact-review))

**Blueprint (Book)**

([store.imb.org/blueprint](http://store.imb.org/blueprint))

**Groundwork (Book)**

([store.imb.org/groundwork](http://store.imb.org/groundwork))

**Loving the Lost Prayer Guide**

([imb.org/loving-the-lost](http://imb.org/loving-the-lost))

**Missionary Task Prayer Card**

([store.imb.org/mtask-card](http://store.imb.org/mtask-card))

**Get to Know the International Mission  
Board Course**

([imb.org/imb-course](http://imb.org/imb-course))



If you have questions about planning your Missions Night, connect with your **IMB NextGen contact** ([imb.org/students/recruiters](http://imb.org/students/recruiters)) where you live.